




BABY DAY AND CHILDREN'S DAY



PLANNING PAGES



CHILDREN'S DAY 2011

BABY DAY 2011

- p. 1— Baby Day 2011 Planning Guide
- p. 1— The Purpose of Baby Day
- p. 2— How to Get Ready for Baby Day 2011
- p. 3— Suggested Activities to Celebrate Baby Day
- p. 4— Baby Day Sermon Outline
- p. 5— Gift Items and Suggestions for Baby Day
- p. 6— Baby Day 2011 Promotional Poster

- p. 7— Children's Day 2011 Planning Guide
- p. 8— Children's Day August 28, 2011
- pp. 9—14— Kids Connexion Activities
- p. 9— Kids Connexion with God
- p. 9— Kids Connexion with the Church
- p. 10— Kids Connexion with the Family
- p. 10— Kids Connexion with the Community/World
- p. 12— Promoting Kids Connexion Activities
- p.13— Family Day Activities
- p. 14— Connexion Resources
- p. 17— A Calendar for Children, Families, and Ministry Workers
- p. 18— TEACH Conferences in 2012

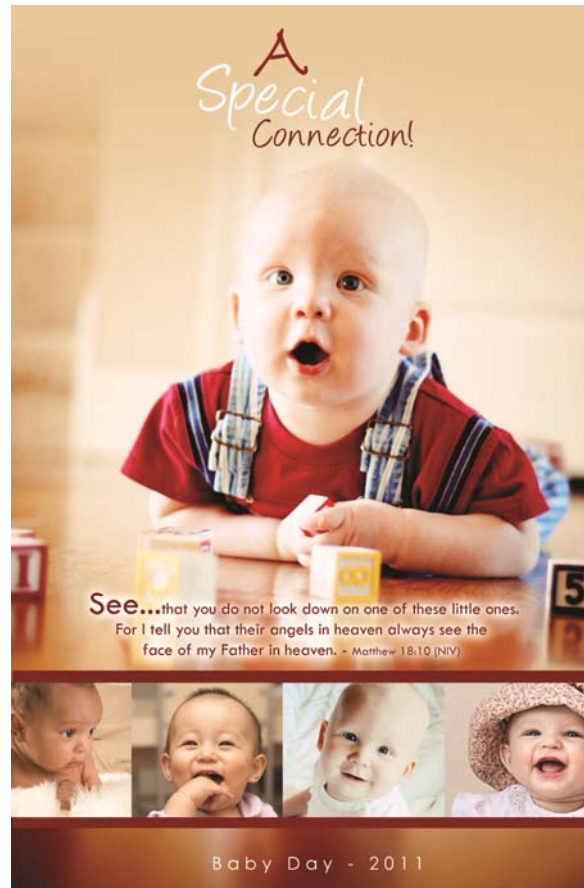


BABY DAY 2011 PLANNING GUIDE



Note: Please forward these materials to the appropriate person(s) responsible for planning and promotion of events for babies and families with babies in your ministry setting.

A Special Connection!



“See that you do not look down on one of these little ones. For I tell you that their angels in heaven always see the face of my Father in heaven”

(Matthew 18:10 NIV).

The purpose of **Baby Day 2011** is to:

- o Recognize the special connection infants and toddlers have:
 - with their Father in Heaven.
 - with their mothers, fathers, and family.
 - as a special connection to generations yet to come.
- o Emphasize the importance of making a special connection to infants and toddlers through your nursery ministry.
 - o Emphasize the significant role the church family has in the discipleship of each infant and toddler.
 - o Bring awareness to the importance of Children’s Ministries in the local church.
 - o Praise and honor those whose call from the Lord is to make a special connection through ministry to children—especially in the nursery.
- o Begin to envision the possibilities that a special connection with the infants and toddlers will play in the ministry of the church.
- o Make a special connection that will have an eternal impact on the lives of infants and toddlers and their families.

Visit the Children’s Ministries International Baby Day web site at: www.nazarene.org/babyday



HOW TO GET READY FOR BABY DAY 2011



Three Months in Advance:

- ◆ **Enlist** volunteers to serve on a Baby Day committee. Create a schedule for your committee and assign tasks to committee members in preparation for Baby Day.
- ◆ **Plan** for an all-church workday if your church nursery needs a facelift. Encourage families to lend a hand with painting, laying carpet, assembling toys, or “spring cleaning.”
- ◆ **Assign** someone to photograph or videotape the babies in the church nursery. Use this to prepare a PowerPoint presentation for the *Baby Parade* or to create a Baby Day video. (*Note:* Have parents sign a release form. You can download a standard release form at www.nazarene.org/babyday.)
- ◆ **Meet** with the pastoral staff to encourage their involvement in every aspect and activity of Baby Day 2011.

Two Months in Advance:

- ◆ **Meet** with your committee members to assess progress and evaluate the feasibility of initial plans.
- ◆ **Plan** a budget and schedule of events for Baby Day. Make these plans available to the church board or stewardship committee for final approval.
- ◆ **Begin** the promotional process. Compile a list of names of infants and toddlers and their families who are a part of your congregation and/or community.
- ◆ **Update** the pastoral staff on the progress of Baby Day. Seek their input and advice in areas of concern.

One Month in Advance:

- ◆ **Advertise** Baby Day as a special time to honor babies. Complete the information on the enclosed poster, and make copies to display in such places as grocery stores, convenience stores, maternity shops, thrift stores, coffee shops, and baby furniture stores.
- ◆ **Prepare** a bulletin board or wall display in the church foyer or other prominent place. Use the title: *A Special Connection!* Use the Baby Day poster, and attach photos of babies from your nursery.
- ◆ **Finalize** the order of service with the pastoral staff so that necessary music, presentations, bulletins, and other resources can be acquired, reviewed, and prepared.
- ◆ **Purchase or Make** a small gift for each baby, the babies’ parents, and each nursery worker.
- ◆ **Begin** a Baby Day fundraiser. Take pledges from individuals and groups within your congregation who are willing to donate money and/or supplies for a Baby Day fundraiser. (Investigate if there are any local charities or organizations that specialize in aid to infants and toddlers and their families, and focus fundraising efforts to support their mission.)
- ◆ **Send** Baby Day invitations to all the families in your nursery department and Cradle Roll as well as to prospective parents. Include the theme, *A Special Connection*, in your invitations.

One to Two Weeks in Advance:

- ◆ **Meet** with your Baby Day committee members and pastoral staff to review final details, service schedule, and each individual’s responsibilities on Baby Day.
- ◆ **Distribute** Baby Day flyers before Sunday School and each worship service. Include the Baby Day theme on the flyer.
- ◆ **Arrange** for extra nursery help for Baby Day. There may be new families in your church, so the babies (and the nursery workers) will appreciate the help.
- ◆ **Make contact** with any families in your community who have expressed interest in attending your church on Baby Day. Remind them of the service time and location. Encourage the family to bring other families with babies, as well.
- ◆ **Inform** greeters and ushers of visitors’ possible needs for special seating, directions to the nursery facilities, or an extra hand with baby carriers and diaper bags.
- ◆ **Provide** crayons and coloring pages or activity pages for older siblings who may attend the adult service with their parents.



SUGGESTED ACTIVITIES TO CELEBRATE BABY DAY 2011



1. Have a Baby Parade

Parade Ideas - During the worship service(s), have the parents of each baby in your nursery carry infants or walk with toddlers in a *Baby Parade*. Add some additional excitement by encouraging toddlers' parents to bring their children's favorite riding toys. Infants may be pushed in their strollers. The riding toys and strollers may be decorated with colorful balloons and streamers.

Enhance the Experience - If you have the technical capabilities, consider having the families go one at a time. Display a photo with the baby's name on the screen (using PowerPoint or some other presentation software). Create a questionnaire for parents to fill out prior to the parade with cute and funny questions to be read as their children pass across the front of the sanctuary.

Present a Gift - At the conclusion of the questionnaire presentation about the infant or toddler, take the opportunity to present each family with a special gift.

2. Make a Video

Utilize the digital photos you took this month. Create a fun video or PowerPoint presentation to feature the babies, their families, and the workers in your nursery. Ideally, the photos will show babies (and adults) laughing, crying, making silly faces, etc. Use kid-friendly worship songs for background music.

3. Schedule a Baby Dedication or Baptism

If possible, plan a baby dedication or baptism for the worship service on Baby Day. People of all ages love to be part of a dedication or baptism for children. Encourage the senior pastor to include the children's pastor or children's ministries director in the ceremony. The children's pastor or children's director is one of the most influential individuals in the child's early stages of spiritual development. Including the children's pastor in the dedication or baptism helps to communicate this to the entire church family.

4. Host a Dinner

Host a dinner for the nursery families. Decorate the room with the *A Special Connection!* theme. For centerpieces, fill colorful balloons with helium. Tie together two or three balloons per table and weight the balloons with a small bag of after-dinner mints for the parents.

5. Plan a Nursery Shower

Prepare a list of items needed for the nursery. Prepare an announcement of the event with the words "A Special Connection!" Write the names of the needed items on them. Distribute the information to the congregation, or prepare a display where an item to donate may be selected. Have baskets placed near the display to collect the donated items.

6. Pray for Families with Babies

In preparation for Baby Day, hold a prayer service designed for people to pray for families with babies and small children. Direct them to pray for the baby's future acceptance of Jesus as Savior and right choices for college, employment, and marriage.

On the day you celebrate Baby Day, encourage people in your congregation to "adopt" a family with a baby and commit to pray for that family throughout the coming year. Take photos of the babies and their families present at your church on Baby Day. Then, attach each photo to a note card, and print the parents' and babies' names on the cards. If the families give permission, include contact information on the card. Let people who participate make a covenant to pray for that family.

7. Host a Child-focused Discipleship Workshop

Use Baby Day to emphasize the extreme importance of children's discipleship. Encourage parents, grandparents, or any member of your church to take part in an extended focus on discipleship of children. There are many wonderful discipleship resources churches can use. The following are suggested resources. An added bonus is that these resources are also included for various Church Lay Training Certificates. For more information about CLT certificate requirements go to www.discipleshipplace.org.

- *Too Small To Be Ignored* - Dr. Wess Stafford
Visit www.compassion.org for information on this book.
- *Children Matter* - Stonehouse, May, Posterski & Cannell.
Order through NPH, Item # 080-282-2282
- *Raising Kids To Extraordinary Faith* - Debbie Salter Goodwin. Order through NPH, Item # 9780834123915
- *Camp Gamma: Putting Down Spiritual Stakes For Your Grandchildren* - Judi Braddy. Order through NPH, Item # 9780834123731
- *Transforming Children into Spiritual Champions* - George Barna. Order through NPH, Item # 083-073-2934

8. Do a Service Project

Provide an opportunity for your church to participate in a service project for the community. There are several charity organizations designed to help babies and children in need. Penny Zeller's *77 Ways Your Family Can Make A Difference* offers suggestions for acts of service to families. Order through NPH, Item #978-0-8341-2370-0

9. Follow-up with Visitors and New Families with Infants and Toddlers

Don't forget to follow up with visitors or new families with infants and toddlers. Several ideas and suggestions on how to do this are included on page 5.



BABY DAY SERMON OUTLINE

A Special Connection



Biblical Basis:

See that you do not look down on one of these little ones.
For I tell you that their angels in heaven always see the face
of my Father in heaven” (Matthew 18:10 NIV) .

Introduction: Few people doubt the special place that infants and toddlers have in the lives of the adults around them. Although there may be times when infants and toddlers might require some extra care and patience from those who are called to minister to them, seldom do infants and toddlers take away from those encounters more than they give. Infants and toddlers create special connections with so many of us, often in unexpected and lasting ways. Even more special is the connection infants and toddlers have with the throne of heaven. In Matthew, Chapter 18, verse 10, Jesus makes a very clear declaration about one of the special connections infants and toddlers have. Jesus tells us there are angels in heaven, who are at all times facing the throne of God the Father and interceding for these infants and toddlers.

When the church lifts up infants through its ministry and gives them a special place within the church family, it is modeling what our Father in Heaven is doing. Making a special connection with infants and toddlers is a priority in heaven, and it must be a priority in the local church as well.

I. A Special Connection with their Father in Heaven

Ministry to the littlest ones has always been a high priority with God the Father.

- a. **Ministry to infants and toddlers is not optional.** Deuteronomy 6:6-7
- b. **Ministry to infants and toddlers should never be pushed aside or restrained.** Mark 10:14
- c. **Ministry to infants and toddlers should be a part of the church’s overall ministry effort.** Mark 9:36-37

more involved in the local church after the birth of a child.¹

- b. **Parents still have a tremendous amount of influence through the connections they have with their infants and toddlers.** "Although parents cannot guarantee that their kids will behave in specific ways, but their parenting style and practices can hugely influence the likelihood of certain behaviors and perspectives."²

II. A Special Connection with their mothers, fathers, and family

- a. **Infants and Toddlers help many parents reconnect with the church.** – A May 2010 report from the Barna Group indicated that 37% of new parents either reconnected or became

III. A Special Connection with generations yet to come

- a. **God’s love extends to all generations.** I Chronicles 16:15-17
- b. **Ministry to infants and toddlers today is a ministry that will continue to impact generations yet to come.** Psalm 22:30-31

Download the sermon PowerPoint presentation “A Special Connection” at www.nazarene.org/babyday.

Notes: _____

¹See *Does Having Children Make Parents More Active Churchgoers?*, article found at <http://www.barna.org/family-kids-articles/391-does-having-children-make-parents-more-active-churchgoers>.

²George Barna, *Barna Calls Shooting a ‘Dramatic’ Wake-Up Call to Parents*, article found at <http://www.christianpost.com/article/20070423/barna-calls-shooting-a-dramatic-wake-up-call-to-parents/index.html>.



GIFT ITEMS AND SUGGESTIONS FOR BABY DAY 2011:

\$9.99 www.nph.com (031-097-9501)

God Loves Me Baby Bible – Susan Elizabeth Beck

This Baby Bible contains simple rhyming verses about Bible characters and God's love for them.

\$4.99 www.nph.com (078-143-0755)

Jesus Loves Me – Debbie Anderson

Learn biblical truths through fun artwork and tunes children know.

Faith Connections My Bible Book

\$9.99 www.nph.com 083-412-2677

A durable, full-color board book to provide teachers and parents with a year's worth of Bible stories for the church nursery and at home.

Gift for the Whole Family

Word Action Connect! Devotions for the Family

\$2.99 www.nph.com

Each edition of *Connect!* focuses on several themes designed to help the family grow closer to God while focusing on important issues in the Christian life.

"Do-It-Yourself" Gift Ideas

Picture and Hand-Made Frame

Create an instant memory by inserting a digital picture of a child into a colorful, hand-made picture frame.

Unique Artwork

Create a unique piece of artwork by having the child place a handprint or footprint, using washable paint, on a certificate containing a special saying or poem.

Don't Forget Mom and Dad

Some parents of infants and toddlers may visit your church for the first time. They would appreciate a small token of appreciation or remembrance of the day. Take this opportunity to show parents how much they are appreciated by giving them something special to remember this day.

A New Curriculum for Toddlers from WordAction

Wiggles, Giggles, and God

\$119.99 978-0-8341-2685-5

In *Wiggles, Giggles & God*, you will find resources for running your church nursery from volunteer recruitment and training

to nursery procedures. *Wiggles, Giggles & God* is the sort of nursery help that you can use with one baby on your hip, while holding the hand of a toddler and trying to pass out cheerios for snack time.

This kit includes:

- Nursery Coordinator's Guide and CD
- Bible Story Poster Set
- Anytime Activity Options
- Wiggles, Giggles & God Music CD
- My Bible Book
- Hand-in-Hand



Follow up Ideas and Suggestions for Visitors and New Parents

If your church has visitors and new families on Baby Day who have infants and toddlers, there are a number of ways your church can reach out to them.

Consider sending these monthly newsletters to parents:
Baby's First for parents of babies birth to one-year-olds
Toddler Time for parents of one-to three-year-olds. Order from WordAction Publishing Company (800) 877-0700 or online at www.wordaction.com



Consider making a connection with the family through *Hand-in-Hand*. This is a specially designed resource specifically created to help the local church reach out to families with infants or toddlers. Order through NPH product #CD-4000



*Please note that prices and availability are subject to change.

A Special Connection!



See...that you do not look down on one of these little ones.
For I tell you that their angels in heaven always see the
face of my Father in heaven. - Matthew 18:10 (NIV)

Date: _____ Church: _____

Location: _____ Phone Number: _____

Contact Person: _____ E-mail: _____

Service Information: _____

Baby Day - 2011



KIDS CONNEXION

with God, the Church, the Family, and the Community/World



CHILDREN'S DAY 2011 AUGUST 28, 2011



WHAT'S INSIDE

- p. 7— Children's Day 2011 Planning Guide
- p. 8— Children's Day August 28, 2011
- pp. 9-14— Kids Connexion Activities
- p. 9— Kids Connexion with God
- p. 9— Kids Connexion with the Church
- p. 10— Kids Connexion with the Family
- p. 10— Kids Connexion with the Community/World

- p. 12— Promoting Kids Connexion Activities
- p. 13— Family Day Activities
- p. 14— Connexion Resources
- p. 17— A Calendar for Children, Families, and Ministry Workers
- p. 18— TEACH Conferences in 2012



CHILDREN'S DAY



AUGUST 28, 2011

“The whole body depends on Christ, and all parts of the body are joined and held together. Each part does its own work to make the whole body grow and be strong with love” (Ephesians 4:16, NCV*).

Yes, we have changed from a Children’s Week to a Children’s Day. Why? We conducted a survey among the readers of our monthly newsletter. The majority of the respondents said they preferred a single day to honor children rather than a week—especially in the summer. Most of the children have a week of Vacation Bible School and a week at summer camp. To expect local church directors to plan events for another whole week was asking a great deal. However, if a local director has the time and the energy, go for it!

Yes, we have changed the time of the year from June to August. Many churches conduct Vacation Bible School and summer camps during June and July. It would be difficult to add another event to those months. It seemed better to add this day of celebration to what is typically an August event—Promotion Sunday!

We realize that local churches promote their children on different Sundays. That is fine. **Each local church will set the dates for promotion and children’s day based on its local calendar.** However, we want to give you a target date, **so you will not forget to do it!**

If you have an early childhood education facility, preschool, elementary school, or after-school program, invite all of the children and parents to participate in the Children’s Day events. Plan a way to highlight these children. Include a time of appreciation for parents who bring their children to your church for weekday care and education.

In these materials, we want to give you some ideas for celebrating the importance of children to the church—on whatever Sunday you choose to celebrate. There are more ideas than you can use on a single day—or even a weekend. Choose the activities that will work best in your church. Perhaps these ideas will spark some creative ideas from you. Use every possible opportunity to remind the children of God’s immeasurable love for them.

Theme for 2011 Children’s Day

The theme for 2011 is **Kids Connexion—with God, the Church, the Family, and the Community/World.** The theme

verse from Ephesians 4:16 says: *“The whole body depends on Christ, and all parts of the body are joined and held together. Each part does its own work to make the whole body grow and be strong with love.”*

This verse reminds us that the body of Christ, the Church, is dependent on everyone working together to accomplish its goals. From the tiniest baby to the oldest senior citizen—everyone can contribute to the Church. God gives each person gifts and abilities that help the Church to function well and prosper.

Sometimes there are people who feel that children are not a part of the Church yet. Since children do not contribute much financially, some people may overlook the contributions they make to the local church and to God’s kingdom. In many cases, children can contribute much more than the people expect. These materials will remind you of ways to honor and celebrate the importance of children in your church.

Children’s Day Goals

- Help families and the local church recognize the need to invest time, energy, and resources into children.
- Remind the families and the local church to share the gospel with boys and girls and to disciple them.
- Provide ways for children and their families to participate in church services, activities, and mission and service projects as they disciple others.
- Honor and show appreciation for those who disciple children in the family and at church.

This emphasis on children carries out the “Connecting a New Generation—Formation for a Lifetime” emphasis for the denomination. This emphasis started in 2002. In 2009, the Board of General Superintendents agreed this should be a continuing emphasis in the Church of the Nazarene and added the phrase, “Formation for a Lifetime.” The Board of General Superintendents recognized that children are the Church now as well as the future of our Church. For more information about this emphasis, go to www.connecting.nazarene.org.



KIDS CONNEXION WITH GOD



Through Children's Day, we hope all children will know that God loves them and wants them to be a part of His family. Families are very important in this process. Parents should be the children's first spiritual guides. Parents should be the first to introduce children to God's love, the Bible and its stories about God, the forgiveness of God, and the comfort and joy from God.

The church supports the family through educational, inspirational, and transformational activities. The church does not replace the parents as spiritual guides unless a child has no spiritual guide at home. When the parents and the church work together to disciple a child, there is a greater chance for the child to become a Christian and grow in faith.

Plan a way to honor parents who make an effort to disciple their children. Point out how important it is for parents to do this. The faith of our children largely depends on this.

Teachers have an extremely important role in the discipleship of children. For Children's Day, encourage the children and their families to do something to express appreciation to the teachers. These can be handwritten notes, drawings, or simple gifts. During the worship service, have the teachers stand while the pastor prays a special prayer of blessing upon them.

For Children's Day, provide activities and events to help the children in your church and the community to have the opportunity to hear the gospel and respond to the call of Jesus. Examples of activities to do this are:

1. **Provide a special morning evangelistic service for children.** Bring the children into the adult area for a special Children's Day service. Let the children participate in all facets of the service: greeting, ushering, taking the offering, announcements, special music, and reading the Scripture. Plan a sermon that will appeal especially to children. Include an invitation at the end of the service.
2. **Plan a potluck dinner followed by an evangelistic video/movie that the whole family will enjoy.** Currently, there are several good family movies that are available. At the end of the video/movie, present the plan of salvation and offer an invitation.
3. **Encourage parents to be the spiritual guides for their children.** The most important responsibility of a parent is the spiritual responsibility. Encourage families to set aside time during the week to have family devotions. This can be difficult to schedule, but it can be the best thing that parents do for their children. Many devotional materials are available, including the new *Anytime Devotions* from WordAction. (See the Resources section for more information.) Suggested times for family devotions are a few minutes at the end of a meal or at bedtime.

KIDS CONNEXION WITH THE CHURCH

Children's Day is a wonderful opportunity for the church to recognize the children and show appreciation to them. It is a great time for the children to express their appreciation to the church.

1. **Plan a luncheon on Children's Day followed by relay races and/or outdoor games.** Make this an all-church event. Invite a community coach or sports figure who is a Christian. Ask this person to give a personal testimony. Let the children express their appreciation to the church.
2. **Make this a Mile-marker Sunday.** There are certain events in the life of a child that are mile-marker events. This includes birth, going to and graduating from kindergarten, going to first grade, and transitioning from elementary school to junior high/middle school. Spiritually speaking, there are mile-marker events too. These include salvation, completion of catechism class, church membership, baptism, and Communion.

If the church has a group of children who are prepared and ready for membership, Children's Day would be a great time to provide a membership event. Make it special by printing a flyer or brochure that tells

briefly about each child.

The same is true for baptism. If there is a group of children who are prepared and ready for baptism, Children's Day would be a great time to baptize the children.

3. **During the Sunday School hour, plan for promotion of the children from one class to the next appropriate class.** Some churches have a combined activity with light refreshments for parents and children. Then, there is an announcement of the children who are moving to the next class. In other cases, after the refreshments, the parents walk their children to their new classes. Use whatever method fits the custom and safety guidelines for your church.
4. **Plan an intergenerational event.** Some churches plan an informal meal, such as hot dogs and chili, baked potato and salads, sandwiches and finger foods, and then have a variety of table games for people of all ages to enjoy. Each person is encouraged to play a game with someone he or she does not know. This is a great way for people from different generations to become better acquainted.



KIDS CONNEXION WITH THE FAMILY



Some people grow up in the church, but they drift away after the teen years. Often, when they decide to marry and have children, their thoughts return to the church and the spiritual nurture they received as a child and a teen.

As the children make friends and enjoy their time at church, it may be the pleas of the children that cause parents to get out of bed on Sunday morning to bring the children to church.

Children do not hesitate to speak about God and Jesus freely. They are quick to point out actions or words that do not conform to Christlike behavior. They know the difference between right and wrong. They want parents who will lead them to Christ and help them know how to live to please God.

Why do parents hesitate to be spiritual guides to their children?

1. Some parents have never seen this modeled for them. They do not have a clue about how to be a spiritual guide.
2. Some parents are too preoccupied with life issues and life stresses. They are busy with their work, but they are

not forming the relationship with the child that will help them prepare their child for eternity. As a church, we can remind the parents gently to reset their priorities.

On Children's Day, provide activities and programs to build or strengthen the relationships between parents and children. Help children know the adults of the church value them very much.

If possible, provide parenting classes for the parents in your church and open it to the parents in your community. Debbie Salter Goodwin's book, *Raising Kids to Extraordinary Faith*, would be a good resource for a class for parents.

Plan a simple breakfast in which the children can serve the parents. Let the older children prepare as much as possible the day before the event. Plan some ways for the children to say thank you to parents—through a short skit, a reading or poem, a song, or a video of each child saying thank-you to his or her parents.

KIDS CONNEXION WITH THE COMMUNITY/WORLD

Plan a way for the children in your church to help children in your community or in other countries or cultures to hear the gospel and respond to God's love.

Children love to become involved in projects in the community. Children can have a tremendous impact on their neighborhoods or communities. **Families multiply the impact when they do service projects together.** It creates lasting memories—the kind you tell to the next generation. Here are some ways the children can be a witness and a helper in your local community:

- **Blankets for Children.** Have the children make blankets for children in crisis situations or in children's hospitals. They can participate in the "Linus Project." Go to www.ProjectLinus.org for simple instructions for making blankets.
- **Project at a Food Bank.** Take the children to a food bank to sort food or help adults package the orders for food.
- **Help with Food Distribution.** If your church has an "Angel Food Ministry," children can help to fill orders and be greeters for those who come.
- **Disciple Senior Citizens.** Have the children visit a retirement center or nursing home to sing songs and recite Bible verses. Help the children realize they are discipling others through their words and actions.
- **Encourage Senior Citizens.** Have the children make favors or small table decorations to give to senior citizens. Include a Bible verse or inspirational sentence to bring encouragement. Plan a time for the children to pray for the people who will receive these items.
- **Provide Fruit for Senior Citizens.** Have the children prepare baskets of fruit to take to or give to senior citizens. Keep in mind that elderly people prefer smaller pieces of fruit. Include a Bible verse or a prayer of gratitude. Encourage the children to pray for the senior citizens.
- **A Community Service Clean-up Opportunity.** Have older children volunteer as a group to clean up a park or playground. Have a time of prayer for the children to pray for the families and children who will use the park.
- **A Rescue Mission Project.** Take the children to a family shelter or city mission to sort clothes or do other age-



KIDS CONNEXION WITH THE COMMUNITY/WORLD

(continued)



appropriate tasks. Have the children pray for the people who will receive the clothes.

- **Make Emergency Kits.** Have the children prepare Crisis Care Kits (See www.nazarenemissions.org.) or School Pal-Paks (See www.nazarenemissions.org or call 1-800-214-4999.) to help children in need. Plan some time for the children to pray for the people who will receive these kits.
- **Sanctuary De-liter Project.** A clean church building is more impressive to visitors from your community. Plan for a children's class to stay after the adult worship service to pick up the papers in the sanctuary. Make this a family event as children and parents work together. As the children tidy the sanctuary, have them pray for the people who heard God's Word that day.

Children can be great disciple-makers. It is so easy for them to invite friends to come with them to church. As they mature and develop a vision for worldwide evangelism, it is important to provide opportunities for them to see the work of the Church of the Nazarene around the world.

Here are some activities to help with this global vision:

1. **Missionary Speaker.** Plan for a missionary to come and participate in some way during Children's Day. This could be during the morning, the afternoon, or an evening event. The missionary may want to tell how God called him or her to be a missionary. Allow time for the children to think about their willingness to accept a call from God.
2. **Mission Offering Project Offering.** Provide an opportunity for the children to participate in the Kids Reaching Kids Mission Offering Project. The theme for 2010-11 is "Mission STAR Quest." STAR stands for **S**upplying **T**otally **A**wesome **R**esources for Christian Schools and Child Development Centers (CDCs).

Nazarene Christian schools and CDCs are vital parts of the discipling process of children around the world. This offering will raise funds to supply Christian schools and CDCs with essential resources to help them better serve the children who attend. The money will provide school supplies, school buildings, educational books and curriculum, technology, and discipleship tools.

Go to www.kidsreachingkids.com for promotional materials to help you with this offering.

Plan a kick-off event to promote the theme of this offering that can be collected until September 30, 2011.

3. **Mission Education Classes.** Help the children broaden their vision of Christians around the world—many of whom are children. Start with mission education materials and the six mission education reading books. These materials will help to broaden the children's vision to the needs of children and missionaries around the world.

The mission education books can foster family mission events. Parents can read the books to younger children. Older children can read the books and share a summary during the family devotions. Since most of the chapters are short, the family could read one chapter a day during family devotions. When all of the books are read, celebrate with family skits that review some part of each of the books.

Throughout the year, children can learn about missions in the Church of the Nazarene. Arrange for a time and teacher for the Mission Education Curriculum. At the beginning of the year, work with the Mission Education teacher to plan a themed celebration centering on the region of the world that is emphasized in the lessons. You could have centers that teach about the clothing, foods, products, climate, historical places, or other areas of interest to the children.

4. **Prayer for Children at Risk.** Traditionally the day set aside to pray for children at risk is the first Saturday and Sunday in June. However, these children at risk need prayer every day. Go to the Viva Network website, www.viva.org, for current prayer requests. Select some prayer requests for children from other countries that the children of your church will pray for specifically. Encourage the children of your church to pray for children at risk in their community and around the world.
5. **Prayer for Children in the 4/14 Window.** Provide a time for the children to pray specifically for children in the 4/14 Window.



KIDS CONNEXION WITH THE COMMUNITY/WORLD

(continued)



A popular phrase over the last few years has been the term “10/40 window.” This refers to the large portion of the globe currently with the most unreached people with the gospel. This area of the world is between 10 degrees and 40 degrees north of the equator and stretches from North Africa to China.

There is a growing recognition that children between the ages of 4 and 14 are the age group that is most likely to accept Jesus as Savior. The phrase “4/14 window” has emerged, and it is used often.

Christians are encouraged to pray on the 4th and 14th day of each month for children between the ages of 4 and 14 in the “10-40 window” and around the world. What would happen if all Christians stopped for a few minutes and prayed two days a month for children who need to hear the gospel?

Challenge the children and families of your church to get involved in praying for children around the world. Pray for their physical and social welfare and for their spiritual welfare.

Promoting KIDS CONNEXION Activities

Let People Know About Your Events

Regardless of how good your events may be, unless people know about them and plan to attend, your results will be disappointing. Careful planning of these events will help your children and families to get excited about the connections that kids can make.

It takes effort and planning for the people to come to your events. Planning and promotion are keys to your success.

- Place your events on the master church calendar. Publicize these weeks ahead of the event in church newsletters, bulletins, and PowerPoint presentations. Confirm that information about your events is on the church’s website.
- Contact every child on your attendance roll and responsibility list. Encourage all children to participate in the Children’s Day events.
- Build an email list, and use it for email blasts to remind

everyone about what you are doing.

- Advertise the events to your community in the newspaper, on banners outside the church, in emails, and through personal invitations. Some radio and TV stations will provide free advertising for community activities. Contact your local stations.

Make postcard-size invitations, and give copies to every family in your church. Ask church families to invite other families they know who have children. This could be neighbors, friends, or relatives. Encourage families to give a personal invitation along with the card. Tell the families who receive the cards to bring them to the event. Use the cards for a drawing for a nice prize. On the cards, provide a space for contact information.

Use the contact information to follow-up with an invitation to share prayer needs and concerns. Also invite the people to services, a parent support group, or a future children’s event.



FAMILY DAY ACTIVITIES



The Church of the Nazarene recognizes the importance of the family. Yet, we live in a society where the family often seems to be fragmented. Divorce and separation cause disruption to the “typical family” scenario of two parents and children. Today’s society places pressure on families to provide material possessions, all kinds of experiences, training opportunities, and cultural opportunities. In the process, children and parents are exhausted from all of the things “we have to do.”

The denomination suggests that the local church set aside a day to honor families and celebrate the importance of families. Keep in mind that in today’s society, family may be one parent and a child.

The Church of the Nazarene recognizes the Sunday before Thanksgiving as Family Day. Some denominations observe Family Week. To obtain more information about Family Week, go to www.nazarene.org/nfd, www.NationalFamilyWeek.org, or the National Center for Biblical Parenting at www.biblicalparenting.org.

National Family Week is based on the premise that children do better when their families are strong, and families do better when they live in communities that help families succeed.

Some families recognize the need to have one night a week in which all families members are at home and can spend some time in a group activity. This does not happen easily. Parents must make extra effort to consecrate an evening to family time.

You can also have fun activities at church on Family Day.

- **Surprise Meal.** To create family fun at church, have every family pack a meal in a picnic basket or other

container. Place numbers on the containers. Give each family a number. When it is time to eat, have one member from each family present the family number and receive a “surprise” meal. Provide music and other entertainment.

- **Games Day.** Set up the church parking lot with game stations that encourage families to play together. To accommodate families with sedentary members, place board games on a table. Other stations might include supplies for family relay races. Another station can have jump ropes for jumping competitions. Bring a variety of balls for various games to play with balls. Provide Frisbees™ and Nerf™ balls for families to play together. Hot dogs, vegetables, and fruit could suffice for refreshments. If you can afford it, inflatables are always fun for kids.
- **Mayberry Marathon.** If weather causes you to have an indoor event, find two or three episodes of “The Andy Griffith Show.” Show a program and allow time afterward for families to discuss the moral lesson in the show. Discuss themes such as manners, choices, and consequences. Serve movie snacks, such as popcorn or trail mix. See www.BarneyFife.com.

For other ideas, go to the Internet and look for Church and Family Fun Day Activities.

Notes:




CONNEXION RESOURCES



When children accept Jesus as Savior, they need instruction and guidance to live the Christian life. Here are some resources to help you with your discipleship plan, starting with salvation and moving the children into the process of becoming life-long disciples who can disciple others.


The following materials from the “Young Believer’s Discipleship Series” will help children in their spiritual journey.

- **My Best Friend, Jesus** (JFSB-3000) \$4.99 for a package of 10



- **Salvation Commitment Cards** (VE-52) \$3.99 for a package of 25

- **So . . . Who Is a Disciple-maker?**
CD-3207 \$6.99 for a package of 10




- **So . . . You Want to Share Jesus?**
CD-3208 \$6.99 for a package of 10

- **Young Believer’s Discipleship Series Pack**
(1 each of the 7 booklets listed below)
978-0-8341-2517-9 \$9.99

- **So . . . What Are Your Spiritual Gifts?**
CD-3210 \$6.99 for a package of 10

- **So . . . You Want to Talk with God?**
CD-3211 \$6.99 for a package of 10

- **So . . . You Want to Follow Jesus?**
CD-3206 \$4.99 each



- **So . . . You Want to Give to God?**
CD-3209 \$6.99 for a package of 10

- **So . . . You Want to Be Baptized?**
CD-3204 \$6.99 for a package of 10

- **My Faith: Nazarene Catechism for Kids.**


My Faith gives a concise introduction to the basic beliefs of Christianity and the Church of the Nazarene. It is designed to give preteens a solid theological foundation for their lives. *My Faith* is available in an 8-week and a 12-week course. The student piece is an interactive journal that provides space for students to note their own thoughts, questions, and prayer requests.

The leader’s kit comes with a leader’s guide, student book, and enhanced DVD. The leader’s guide contains lessons activities, Q & A with teacher commentary, review games, and a glossary of important terms.

The enhanced DVD contains PDFs of the leader’s guide, handouts, Flash games, a tutorial video, Tough Topics video, and more.

| | |
|--------------------------------|---------|
| Leader’s Kit 978-0-8341-2616-9 | \$89.99 |
| Student 978-0-8341-2615-2 | \$7.99 |

- **So . . . You Want to Take Communion?**
CD-3205 \$6.99 for a package of 10





CONNEXION RESOURCES (continued)



- **id. Church Membership Materials for Children**
Children who are Christians and established in their faith may ask to become members of the church. After some pastoral preparation, children with parental consent may join the church. Children's Day would be a good time for children to join the church.

id. is a five-session program designed to teach third through sixth graders the significance and meaning of membership in a church. The children will explore what it means to be a follower of Christ including their place in the Universal Church. The program will also focus on important Nazarene doctrine such as holiness, the Articles of Faith, and the three Core Values. Each student booklet features a different theme:

Pupil #978-0-8341-1264-3 \$2.99

The Leader's Kit contains a Leader's guide; enhanced DVD with interviews, a tutorial, promo video, and more; enhanced CD including parent guide, Flash games, PDF leader's guide and more; five student booklets; Membership Quick Fact flyer.

Leader's guide, ISBN: 978-0-8341-2505-6 \$39.99

- **Anytime Devotions**

Children will be stronger in their faith if they have regular times for prayer and Bible study. It is great encouragement for children when the family takes time to have daily devotions.

Anytime Devotions is planned for families on-the-go. With its magnetic notepad design, its daily devotional thoughts, activity ideas, and "I wonder" questions, you can remove this pad from the refrigerator and take it on a trip, to sports practice, or even to church. It also comes with a music CD so families can worship together in the car or at home.




There are no dates on the sheets; but there are five devotionals per week. There are Bible memory verse ideas on the back of the sheets—with one memory verse per month.

This product will be available this summer for use in the fall of 2011.

978-0-8341-2588-9 \$15.99 per quarter

- **Faith Words for Kids: A Dictionary for Parents, Teachers, and Children.**

Teachers, parents, and pastors can use this book to start conversations with children about terms of the Christian faith. The book explains difficult terms like glorification, sanctification, holy, and adoption for all age levels. It defines 206 words of the faith. The book provides a starting point for conversations about our faith and dialog about God. It defines faith words that children read or hear.



It is available for pre-order now. It will be available in the spring of 2011.

#978-0-8341-2562-9 \$14.99
Contact www.nph.com or www.amazon.com.

- **Wired**

Wired is a preteen transitional curriculum designed to help students to bridge the gap between the preteen group and the youth group, making this transition as smooth as possible.



Wired is a topical curriculum with 13 lessons. It has three modules of four lessons and one optional lesson. It is for use with sixth graders during their last quarter in the children's department or in their first quarter in the youth department.

The three modules are: My Self, My Relationships, and My World. Each module has a leader's guide, a DVD, and a sample of the devotional magazine, all housed in a plastic case. The website, www.WiredPreteen.com is accessible with a password provided in the leader's guide.

Wired Module 1—My Self
Leader's Kit 978-0-8341-2450-9 \$34.99
Student 978-0-8341-2451-6 \$1.95

Wired Module 2—My Relationships
Leader's Kit 978-0-8341-2452-3 \$34.95
Student 978-0-8341-2453-0 \$1.95

Wired Module 3—My World
Leader's Kit 978-0-8341-2454-7 \$34.99
Student 978-0-8341-2455-4 \$1.95






CONNEXION RESOURCES *(continued)*



- ***Raising Kids to Extraordinary Faith*** is a book written by Debbie Salter Goodwin for parents, teachers, grandparents, pastors—anyone who ministers to children and everyone who influences children and youth.
- ***Raising Kids to Extraordinary Faith*** gives parents and teachers spiritual growth ideas and suggestions for developing a faith-enriched home and church environment. It provides everyone who influences children purposeful advice, spiritual insight, and essential awareness to help them make discipleship the key component of their parenting, teaching, or mentoring.
13: 978-0-8341-2391-5 \$14.99.
For the downloadable leader's guide, go to www.Beaconhillbooks.com/go/raisingkids.



Notes:



A CALENDAR FOR CHILDREN, FAMILIES, AND MINISTRY WORKERS



There is never a dull moment in Children’s Ministries. Sunday and weekday activities provide ministry opportunities for children and teachers. Put these special events on your calendar.

| | | | | |
|--|---|--|--|--|
| <p>October 1, 2010— September 30, 2011</p> <p>Children’s Mission Offering Project, Mission STAR Quest, Supplying Totally Awesome Resources to Christian Schools and Child Development Centers</p> | <p>May 1, 2011</p> <p>Baby Day</p> | <p>May 15, 2011</p> <p>Kids Reaching Kids Mission Offering Project Promotion Sunday</p> | <p>June 4-5, 2011</p> <p>Worldwide Weekend of Prayer for Children at Risk</p> | <p>August 27, 2011</p> <p>Children’s Day/ Sunday School Promotion Sunday</p> |
| <p>September 21-23, 2011</p> <p>D6 Conference, Dallas, TX</p> | <p>October 10-13, 2011</p> <p><i>ignite!</i> Conference in Kansas City</p> | <p>October 16, 2011</p> <p>Caravan Sunday*</p> | <p>November 20, 2011</p> <p>Family Day*</p> | <p>January 11-14, 2012</p> <p>Children’s Pastors Conference, Orlando, Florida</p> |
| <p>January 15, 2012</p> <p>Religious Freedom Sunday</p> | <p>February 27— March 1, 2012</p> <p>Children’s Pastors Conference San Diego, CA</p> | <p>May 6, 2012</p> <p>Baby Day</p> | <p>May 20, 2012</p> <p>Kids Reaching Kids Mission Offering Project Promotion Sunday</p> | <p>June 2-3, 2012</p> <p>World Weekend of Prayer for Children at Risk</p> |
| <p>August 26, 2012</p> <p>Children’s Day/ Sunday School Promotion Sunday*</p> | <p>October 21, 2012</p> <p>Caravan Sunday*</p> | <p>November 18, 2012</p> <p>Family Day*</p> | | |

*Promotion Sunday will vary in some churches. Children’s Ministries International recommends the last Sunday in August as the day to promote. However, since schools are starting earlier in August, churches may need to adjust promotion Sunday to follow the starting date of local schools.

*Family Day is the Sunday before Thanksgiving, when it is natural for families to come together for celebration and thanking God. You can find activities to help you promote Family Day at www.nazarene.org/nfd.

*Caravan Sunday is the third Sunday of October. This is a great opportunity to highlight the accomplishments of the local Caravan ministry and the accomplishments of the Caravan children. A PowerPoint or video showing the children working on badge activities and then receiving the badges would highlight the Caravan ministry. Show some of the social interactions that occur for kids during Caravan, especially with visitors. For more information, log onto www.caravanmin and click on Caravan Sunday.



TEACH CONFERENCES IN 2012



The following is the projected schedule for the **2012 SDMI TEACH Conferences**:

| Date: | District | Location |
|--------------|------------------|--|
| February 4 | Sacramento | Vacaville Sonrise Community Fellowship |
| February 11 | NW Oklahoma | Bethany First Church of the Nazarene |
| March 3 | Tennessee | Nashville Grace Church of the Nazarene |
| March 17 | Los Angeles | Pasadena First Church of the Nazarene |
| March 24 | Arizona | Tempe Church of the Nazarene |
| March 31 | Chicago Central | Kankakee First Church of the Nazarene |
| April 28 | Dallas | Richardson Church of the Nazarene |
| May 5 | Canada Central | Toronto Rosewood Church of the Nazarene |
| June 2 | Central Ohio | Grove City Church of the Nazarene |
| June 9 | Intermountain | Nampa Bethel Church of the Nazarene |
| August 11 | Philadelphia | Ephrates Church of the Nazarene |
| August 25 | Maine | South Portland Church of the Nazarene |
| September 15 | Indianapolis | Indianapolis Westside Church of the Nazarene |
| September 22 | Northwest | Othello Church of the Nazarene |
| October 6 | Kansas City | Olathe College Church of the Nazarene |
| October 20 | West Texas | Lubbock First Church of the Nazarene |
| October 27 | Southern Florida | Bradenton First Church of the Nazarene |
| November 3 | Eastern Michigan | Flint Central Church of the Nazarene |
| November 11 | North Carolina | Charlotte Pineville Church of the Nazarene |
| December 1 | Hawaii | Honolulu First Church of the Nazarene |

For more information, go to www.sdmi.nazarene.org.

Baby Day 2011

Dan Harris
Children's Ministries
International
Ministry Coordinator

Children's Day 2011

Beula Postlewait
Children's Ministries
International
Ministry Coordinator

Leslie M. Hart
Global Director of
Children's Ministries International